

# Product data sheet

Specifications



## Power Plug-in Socket Mount Relay, 25A, 2 NO, 48 V DC, LED, Flag Indicator, Locking Push Button, with Blade Terminals

725BXXBM4L-48D

! Discontinued

! Discontinued on: Aug 7, 2023

**Product availability: Non-Stock - Not normally stocked in distribution facility**

### Main

Range of Product	Harmony Relay
Series name	Power
Product or Component Type	Power relay
Contacts type and composition	2 NO
Network Frequency	50/60 Hz
Local signalling	LED indicator Flag

### Complementary

class number	725
Minimum switching current	100 mA 5 V DC
Nominal input voltage	38.4...52.8 V DC
Electrical durability	100000 cycles resistive IEC
Dielectric strength	4000 V AC between coil and contact 2000 V AC between poles
Control Type	Lockable test button
Coil resistance	1220 Ohm
Average coil consumption	1.90 W
Response Time	30 ms
Maximum switching voltage	240 V CE 277 V UL
Drop-out voltage threshold	DC
Rated power in W	1.3 kW 120 V tungsten
Rated power in hp	1 hp 120 V AC 2 hp 277 V AC
[Ie] rated operational current	25 A at 277 V AC (on resistive load) conforming to UL 25 A at 240 V AC (general purpose) conforming to UL 25 A at 30 V DC (on resistive load) conforming to UL 25 A at 240 V AC (on resistive load) conforming to IEC 25 A at 28 V DC (on resistive load) conforming to IEC
Mechanical durability	5000000 cycles
Mounting Support	Plug-in

Price is "List Price" and may be subject to a trade discount – check with your local distributor or retailer for actual price.

<b>Contacts material</b>	Silver alloy contacts
<b>Width</b>	1.3 in (33.1 mm)
<b>Height</b>	2.0 in (50 mm)
<b>Depth</b>	2.09 in (53.05 mm)
<b>Net Weight</b>	4.2 oz (120 g)

## Environment

<b>Standards</b>	IEC 60947-1 UL 60947-4-1A
<b>Product Certifications</b>	UL CSA CE
<b>Ambient Air Temperature for Storage</b>	-67...212 °F (-55...100 °C)
<b>Ambient Air Temperature for Operation</b>	-4...131 °F (-20...55 °C)
<b>IP Degree of Protection</b>	IP40

## Ordering and shipping details

<b>Category</b>	US10CP221127
<b>Discount Schedule</b>	0CP2
<b>GTIN</b>	3606480278990
<b>Returnability</b>	No

## Packing Units

<b>Unit Type of Package 1</b>	PCE
<b>Nbr. of units in pkg.</b>	1
<b>Package 1 Height</b>	1.30 in (3.31 cm)
<b>Package 1 Width</b>	2.0 in (5 cm)
<b>Package 1 Length</b>	2.00 in (5.08 cm)
<b>Package weight(Lbs)</b>	4.2 oz (120 g)


## Environmental Data

Schneider Electric aims to achieve Net Zero status by 2050 through supply chain partnerships, lower impact materials, and circularity via our ongoing "Use Better, Use Longer, Use Again" campaign to extend product lifetimes and recyclability.

[Environmental Data explained >](#)

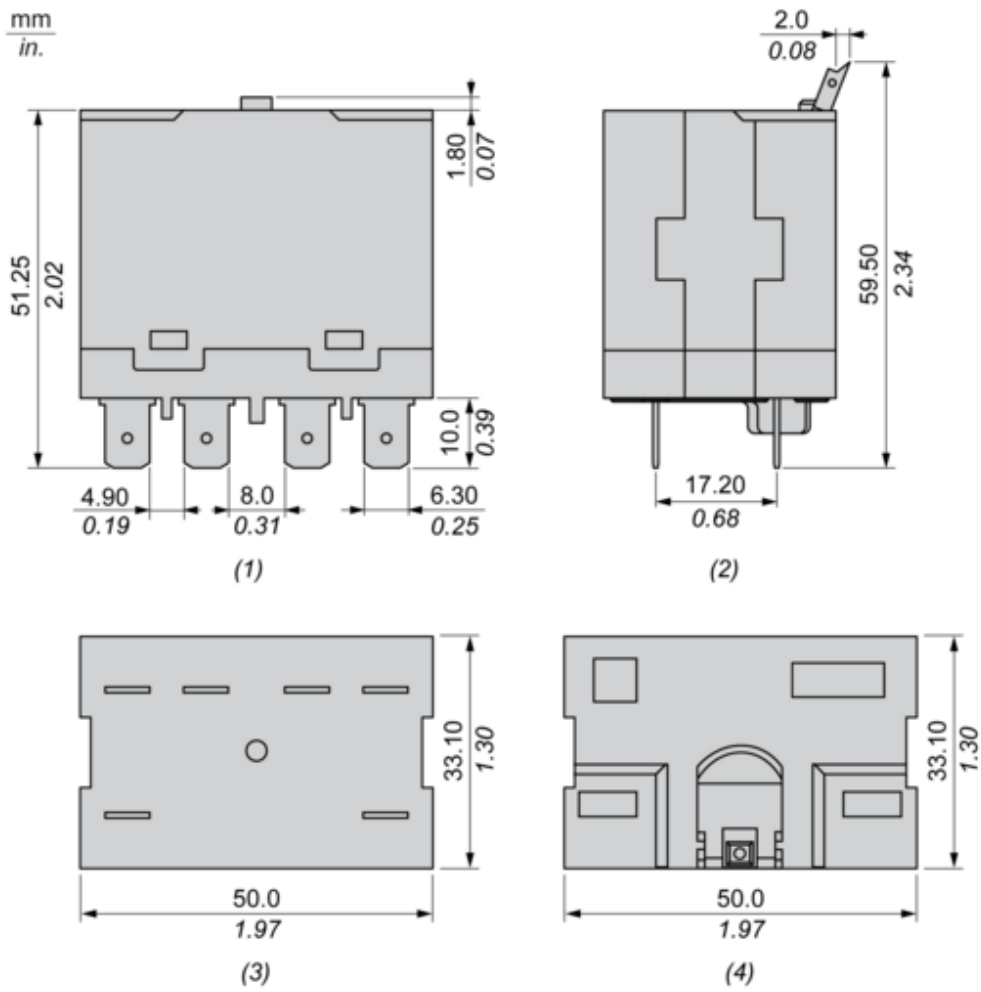
[How we assess product sustainability >](#)

### Use Better

 <b>Materials and Substances</b>	
Packaging made with recycled cardboard	Yes
Packaging without single use plastic	No
<a href="#">EU RoHS Directive</a>	Pro-active compliance (Product out of EU RoHS legal scope)
California proposition 65	<b>WARNING:</b> This product can expose you to chemicals including: Nickel compounds, which is known to the State of California to cause cancer, and Di-isodecyl phthalate (DIDP), which is known to the State of California to cause birth defects or other reproductive harm. For more information go to <a href="http://www.P65Warnings.ca.gov">www.P65Warnings.ca.gov</a>

Dimensions Drawings

Dimensions

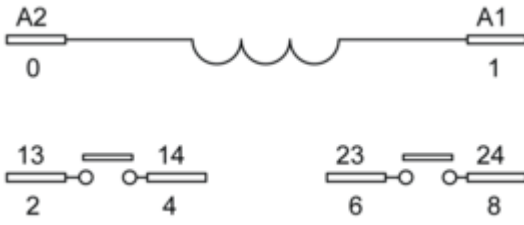


- (1) : Back View
- (2) : Side View
- (3) : Bottom view
- (4) : Top view

Connections and Schema

Wiring

---



Technical Illustration

Dimensions

---

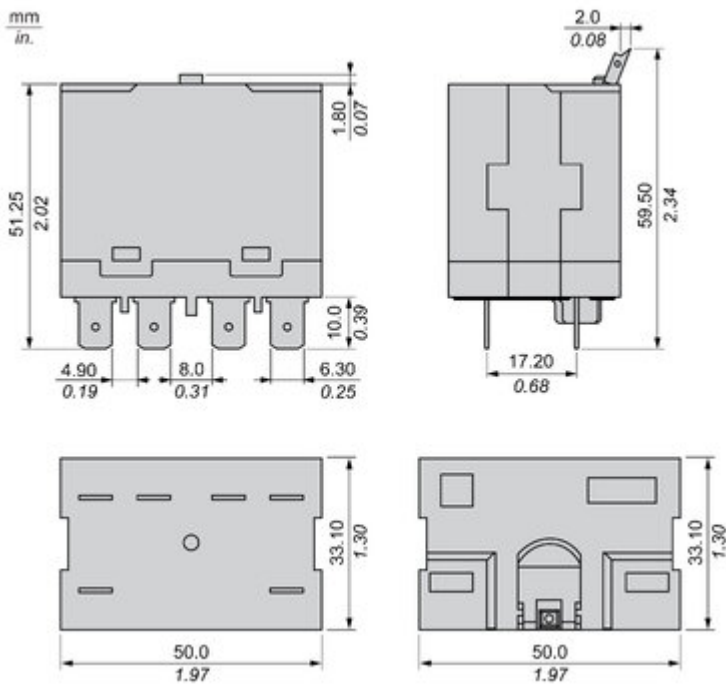


Image of product / Alternate images

Alternative

---



